



Preschool



FEBRUARY

Educational

Book



Thank you for downloading this free book!

FOR QUESTIONS, CORRECTIONS, OR COMMENTS PLEASE EMAIL:


MINIATUREMASTERMINDS@GMAIL.COM

miniature
MASTERMINDS

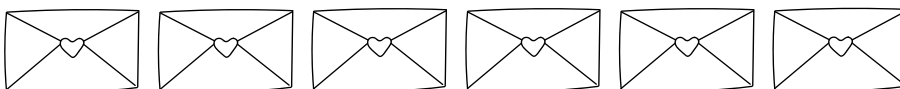
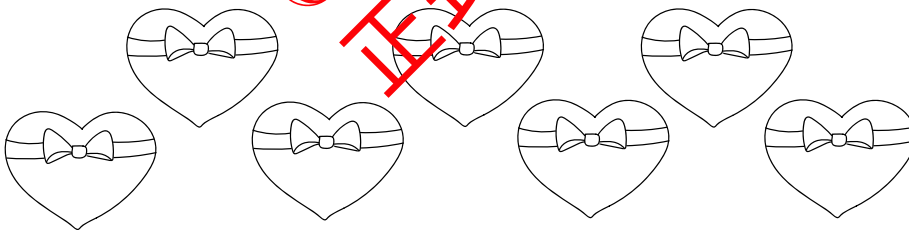

miniaturemasterminds.com

Name: _____

I Can COUNT




Count how many.





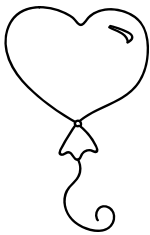
Name: _____

I Can COUNT






Color the right number of animals in each row.





2



4



1



3




Name: _____

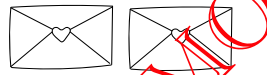
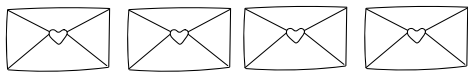
I Can



ADD



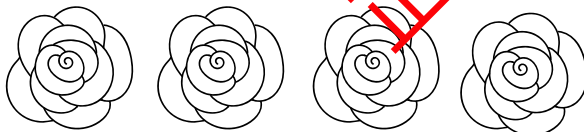
Use the images to find the sums.




$$4 + 2 =$$



$$4 + 3 =$$



$$4 + 0 =$$

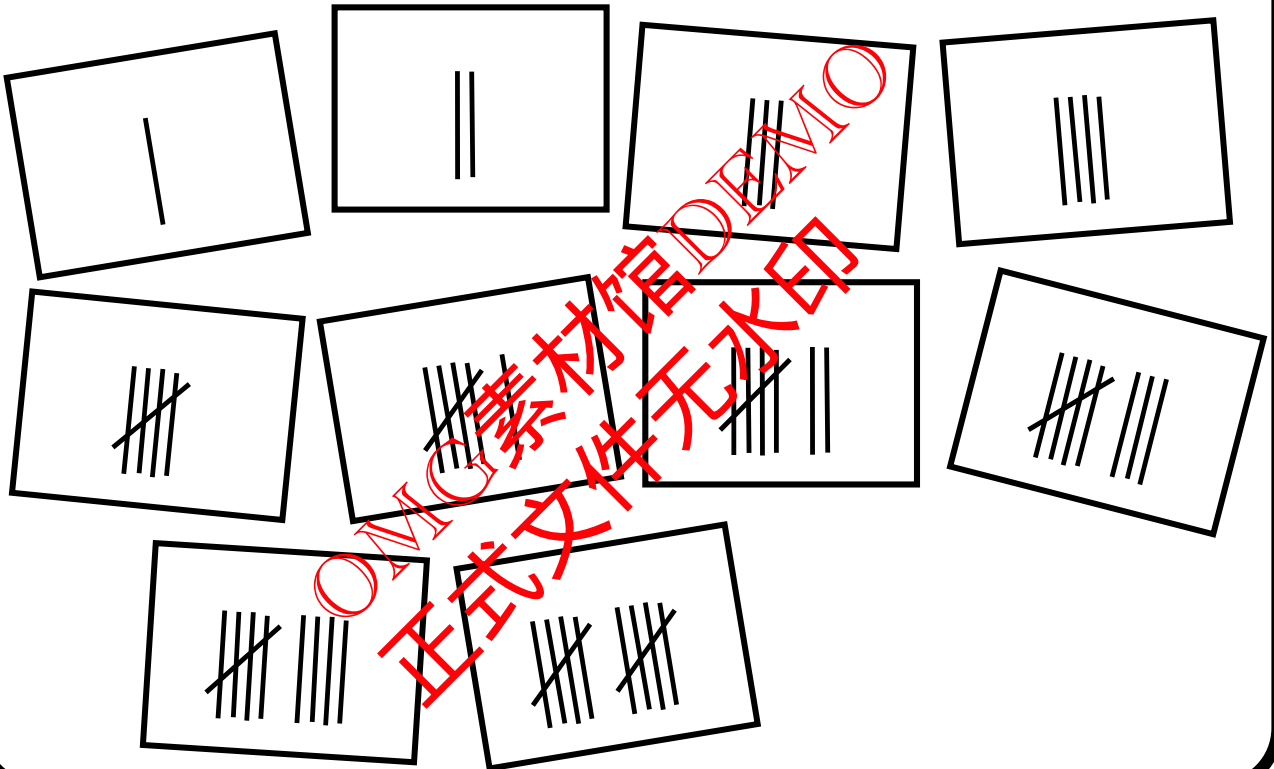


$$4 + 1 =$$

Name: _____

I Know MY NUMBERS

Cut out the numbers and place them in numerical order.



miniaturemasterminds.com

1

2

3

4

5

6

7

8





9




10





Name: _____





♥ Finish The PATTERNS ♥

Cut out the images and use them to finish the patterns.


				
---	---	---	---	--

				
---	---	---	---	--

				
---	---	---	---	--

				
---	---	---	---	--

miniaturemasterminds.com

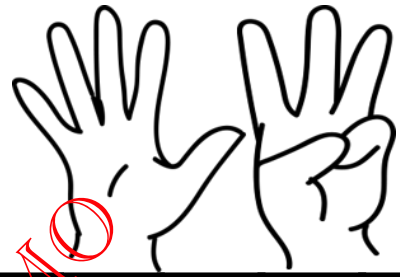


Name: _____

Color The 10 FRAME

Color the 10 frame to match.





nine

|||| |


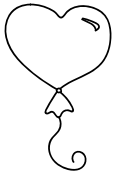
8



Name: _____

Color The PATTERN

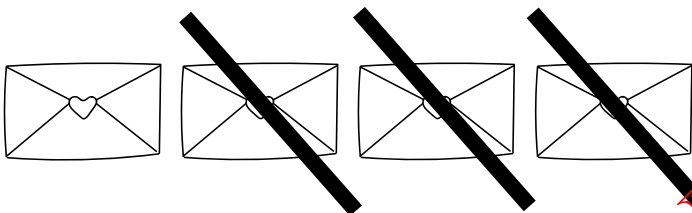
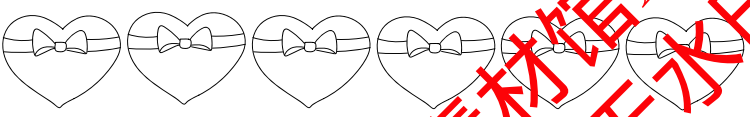



Color the next picture in the pattern.



Name: _____

I can SUBTRACT

Cross out the images to solve the subtraction problems.

	$4 - 3 =$
	$6 - 2 =$
	$3 - 1 =$
	$5 - 2 =$
	$4 - 2 =$


Name: _____

I Can COUNT TO ONE

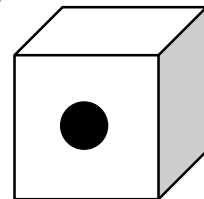
Color, count, and trace the number one below.

one one one one

Color 1 heart in the box.



Mark one dash.



Draw 1 circle.



Color 1 box on the graph


Name: _____

I Can COUNT TO TWO

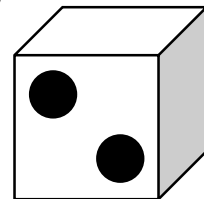
Color, count, and trace the number below.

two two two two two

Color 2 hearts in the box.



Mark 2 dashes.



Draw 2 circles.



Color 2 boxes on the graph


Name: _____

I Can COUNT TO THREE

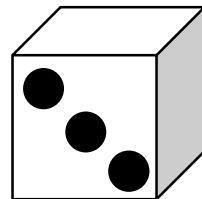
Color, count, and trace the number below.

three three three

Color 3 hearts in the box.



Mark 3 dashes.



Draw 3 circles.



Color 3 boxes on the graph


Name: _____

I Can COUNT TO FOUR

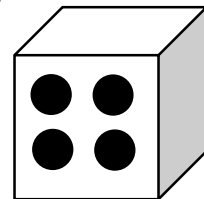

Color, count, and trace the number below.

four four four four

Color 4 hearts in the box.



Mark 4 dashes.



Draw 4 circles.

Color 4 boxes on the graph




Name: _____

I Can COUNT TO FIVE

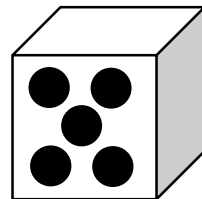

Color, count, and trace the number below.

five five five five

Color 5 hearts in the box.



Mark 5 dashes.



Draw 5 circles.

Color 5 boxes on the graph




Name: _____

I Can COUNT TO SIX

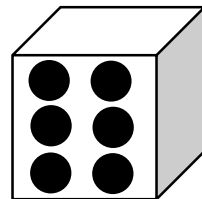
Color, count, and trace the number below.

six six six six six six

Color 6 hearts in the box.

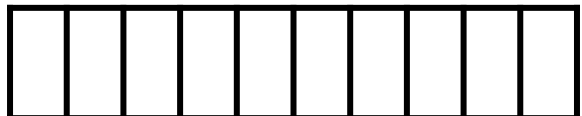


Mark 6 dashes.



Draw 6 circles.

Color 6 boxes on the graph




Name: _____

I Can COUNT TO SEVEN

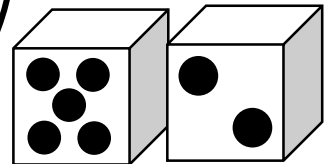
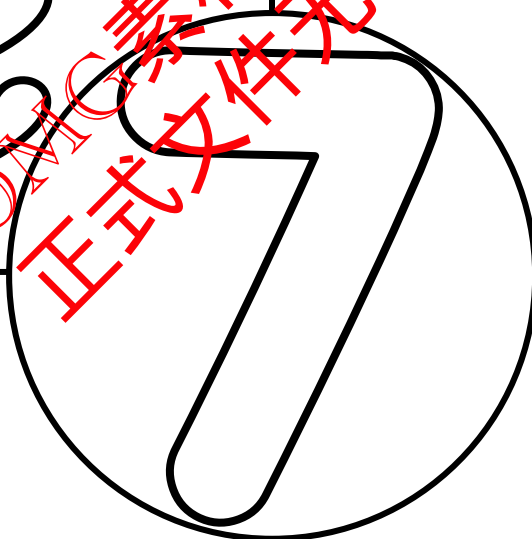
Color, count, and trace the number below.

seven seven seven

Color 7 hearts in the box.



Mark 7 dashes.



Draw 7 circles.



Color 7 boxes on the graph


Name: _____

I Can COUNT TO EIGHT

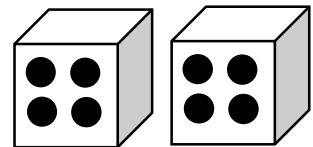
Color, count, and trace the number below.

eight eight eight

Color 8 hearts in the box.



Mark 8 dashes.



Draw 8 circles.

Color 8 boxes on the graph




Name: _____

I Can COUNT TO NINE

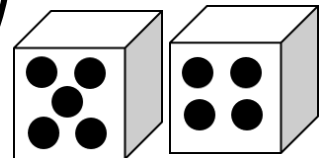
Color, count, and trace the number below.

nine nine nine nine

Color 9 hearts in the box.



Mark 9 dashes.



Draw 9 circles.



Color 9 boxes on the graph


Name: _____

I Can COUNT TO TEN

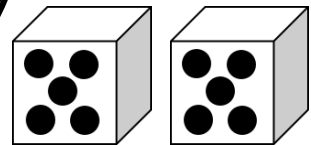
Color, count, and trace the number below.

ten ten ten ten ten ten

Color 10 hearts in the box.



Mark 10 dashes.



Draw 10 circles.

Color 10 boxes on the graph



Name: _____

Count and COLOR

Follow the directions. Write the total amount in the box.

Color 3 envelopes pink. 

Color 3 envelopes yellow. 


Color 2 boys orange.

Color 3 boys red.




Color 6 girls red.

Color 2 girls pink.



Color 5 envelopes purple.

Color 1 envelopes red.




Name: _____


I Can COUNT AND WRITE

Color the number of pictures in the circle each box. Then write the number on the line.




6



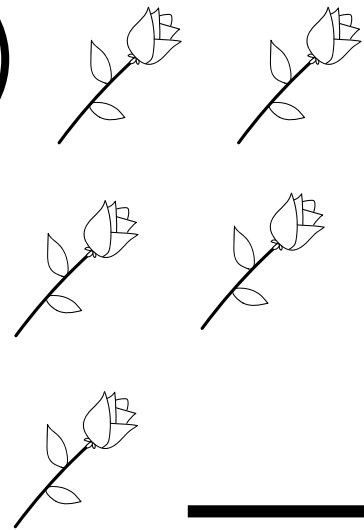
3



4




5




Name: _____

I Can COUNT AND GRAPH

Color a box on the graph for each image.



OMG 素材 馆 OIEM
正式文件 无水印



	1	2	3	4	5

Name: _____

I can COUNT

Draw a line from the number to that matches.

2



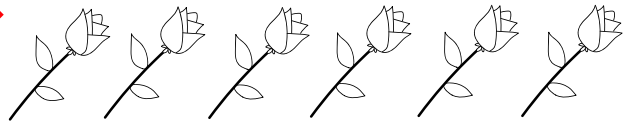
4



6



1



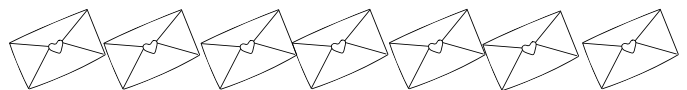
3



5




7

OMG 素材馆
正式文件无水印

Name: _____


Finish the PICTURE

Finish the image. Decorate the cupcake.



Name: _____

Color By NUMBER




Name: _____

Color By NUMBER

4 - yellow

5 - red

6 - pink



Name: _____

What MONTH Is It?

Last month was: January

Next month is: March




This month is

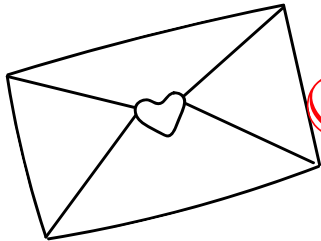
February.



This month has _____ days in it.




February is in the _____.




The weather is usually cold.

Groundhog Day is in February.

Valentine's Day is in February.



February is the second month of the year!



FEBRUARY

Name: _____

DAYS of the Week

There are seven days in a week!
Cut out and put the days of the week in the correct order.

Sunday

Monday


Tuesday

Wednesday

Thursday

Friday

Saturday



OMG 禁材信DIEM
正式文件无水印

Friday

Monday

Saturday

Tuesday


Wednesday

Thursday

Sunday

Name: _____

Color By LETTER



FEBRUARY



Name: _____

Trace And COLOR



envelope

Name: _____


Trace And COLOR



rose

Name: _____

Trace And COLOR




nose

Name: _____

I Know My LETTERS

Draw a line from the letter to the lower case matching letter.



H

c

R

v

F

h

G


b

B

r

V

f



OMG 素材馆 DEMO
正式文件无水印

Name: _____

I Know My **ALPHABET**

Color the image with the letter that comes first in the alphabet.

a b c d e f g h i j k l m n o p q r s t u v w x y z

b	d	u	
v	c	o	
m	g	s	x
f	b	d	a

Name: _____

I Know My **ALPHABET**

Trace the letters of the alphabet.

a	b	c	d	e
f	g	h	i	j
k	l	m	n	o
p	q	r	s	t
u	v	w	x	y

z

LOWER CASE

Name: _____

I Know My **ALPHABET**

Trace the letters of the alphabet.

A	B	C	D	E
F	G	H	I	J
K	L	M	N	O
P	Q	R	S	T
U	V	W	X	Y


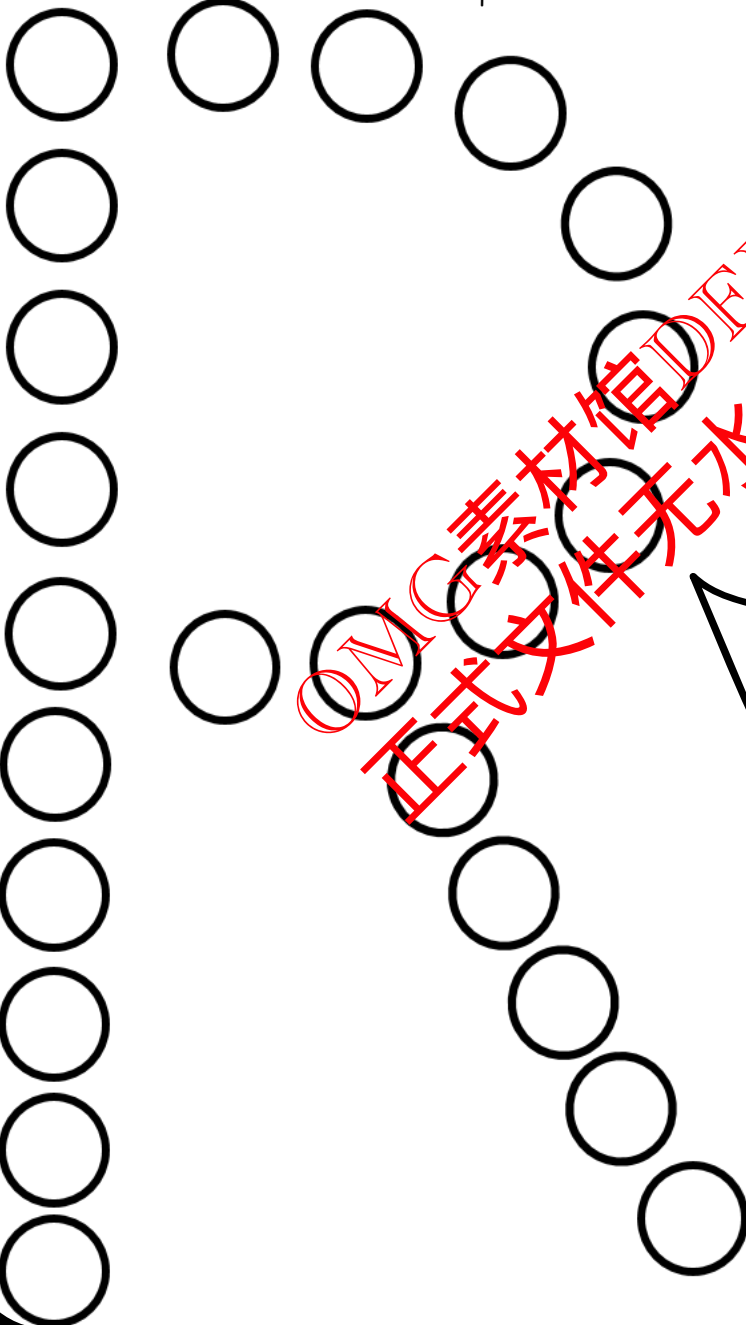
Z

UPPER CASE

Name: _____

I Can DOT AND COLOR

Dot the letter and color the picture.



©MCA 教材馆 DEMO
正式文件 无水印

Name: _____

I Can DOT AND COLOR

Dot the letter and color the picture.



Name: _____

I Can **READ AND TRACE**

Dot the letter and color the picture.

I see the




cupcake

I see the



heart

I see the



butterfly

I see the



balloon

I see the



envelope

Name: _____

I Can DRAW SHAPES

Trace the shapes and write the name.

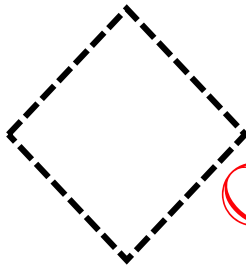
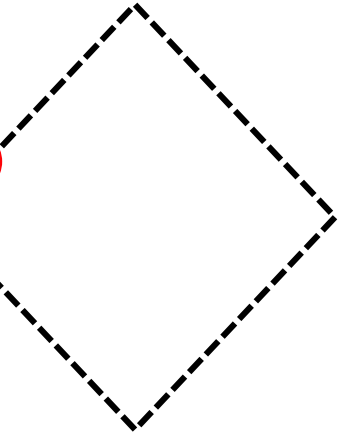



heart

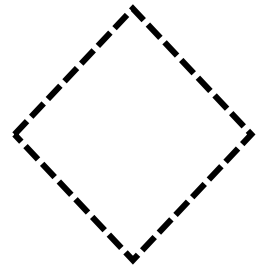
Name: _____

I Can DRAW SHAPES

Trace the shapes and write the name.



OMG 素材馆 DEMO
正式文件无水印



diamond

Name: _____

I Can DRAW SHAPES

Trace the shapes and write the name.

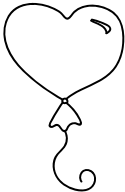
















star

Name: _____

Find The MATCH

Circle the item that is the same as the item in the box.

OMG 素材馆 DEMO
正式文件 无水印

Name: _____

Find The MATCH

Color the letters that is the same as the letter in the box.

V

A O V A

A

F A E V

L

A L O L

I

I A I J

Name: _____

Find The MATCH

Color the letters that is the same as the letter in the box.

N

N R R N T

T

T A I F

I

I T I V










E

E C E T

Name: _____

Which is DIFFERENT

Color the image that is different in each row.



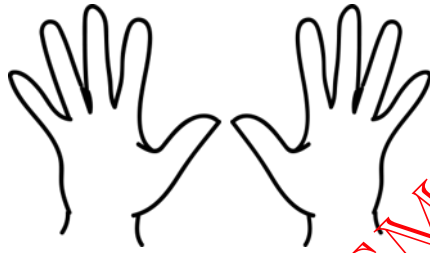
OMG 素材馆 DEMO
正式文件 无水印

Name: _____


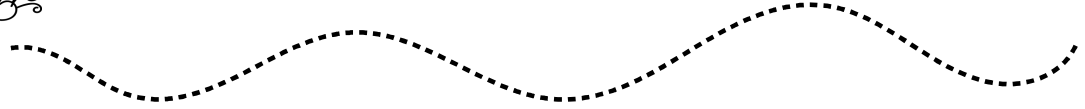




Tracing LEFT TO RIGHT

Trace the lines from left to right.

LEFT



RIGHT




OMG 素材馆 DEMO
正式文件无水印

Name: _____

Tracing TOP TO BOTTOM

Trace the lines from Top to Bottom.

TOP




BOTTOM

Name: _____

I Know **THE COLOR PINK**

Trace the word and color the pictures pink. Draw something pink in the box


pink



Name: _____

I Know MY COLORS

Read the sentence and color the image.




The heart is red.



The heart is blue.




The heart is green.




The card is yellow.




The card is orange.




The card is brown.



The cake is pink.



The cake is black.





The cake is purple.

Name: _____

I Know **THE COLOR PURPLE**



Trace the word and color the pictures purple. Draw something purple in the box

purple



MY VALENTINE


COUNTING BOOK



BOOK BELONGS TO: _____

miniaturemasterminds.com

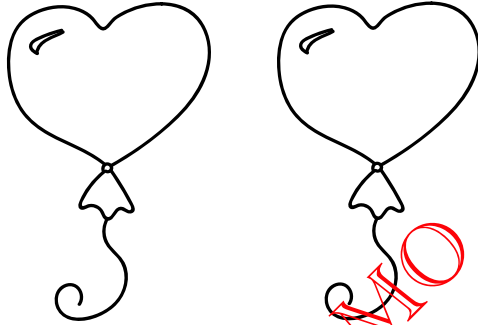
1 ONE



I see one cupcake.

2


TWO



I see two heart balloons.

3




THREE



I see three cards.

4






FOUR



I see four hearts.

5


FIVE



I see five envelopes.

6

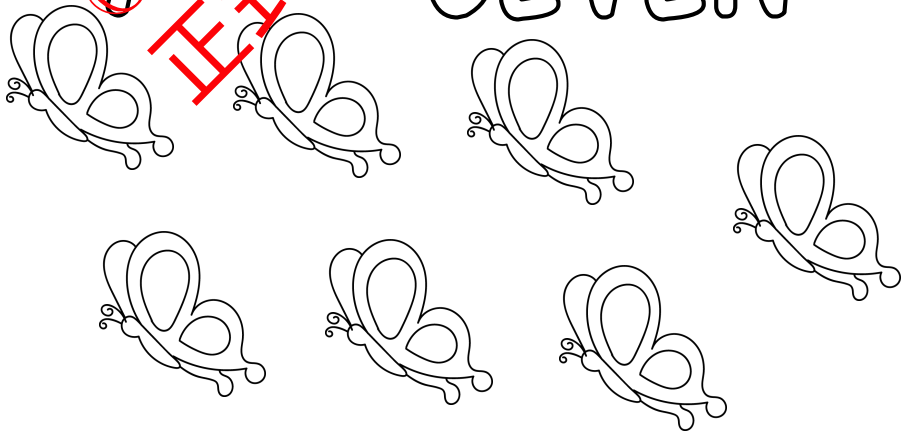
SIX



I see six roses.

7


SEVEN



I see seven butterflies.

8

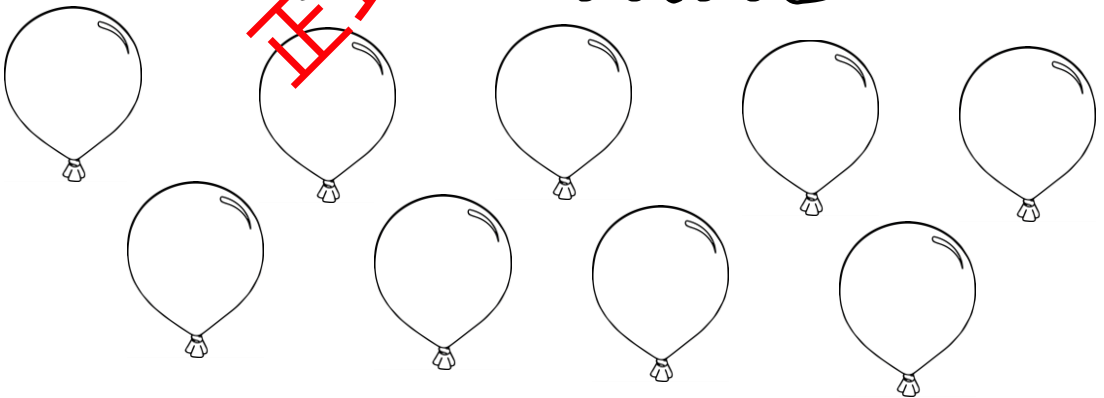
EIGHT



I see eight flower pots.

9


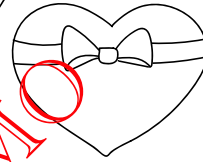








NINE



I see nine balloons.


10

TEN



I see ten candy boxes.

THE END



Happy Valentine's Day!